How to Draw a Cute Cat

Follow the coral lines in each box · learndrawings.com

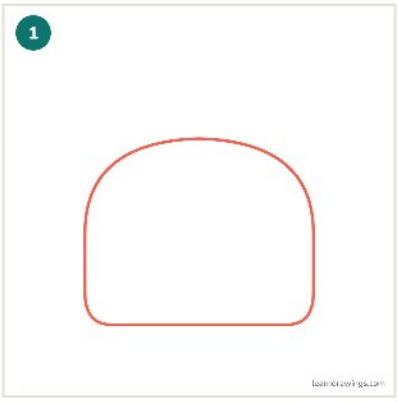

1. Draw the loaf-shaped body

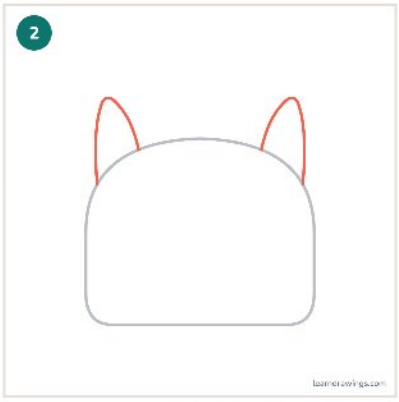

2. Add the ears

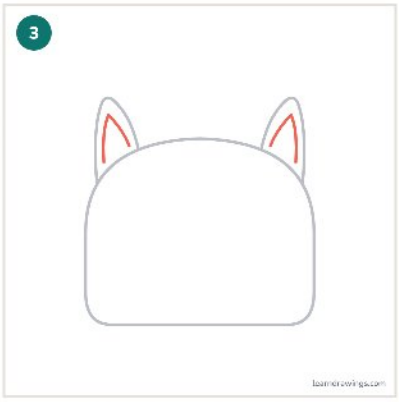

3. Draw the inner ears



4. Draw happy closed eyes



5. Add the nose and mouth



6. Add blush and whiskers



7. Draw the front paws



8. Draw the curled tail



9. Add stripes and a bow



10. Color your cute cat

Trace it, then draw your own

Your turn: draw it here

Make it your own: change the colors, add a background